

STANDARD FEATURES (SPECTRUM)

- Pedestal Base
- Metallic Black trivet

STANDARD FEATURES (BOTH MODELS)

- Reliable, durable non-catalytic technology
- User friendly, one-touch operation
- Straight-in fuel loading
- Long burn times
- Air wash system for super clean ceramic glass
- Boost air for easy lighting
- 304 Stainless Steel baffle, insulation cover, rails and flame shield
- Floating firebox for extended stove life
- Easy to use ash disposal system
- Inside and outside combustion air compatible
- Mobile home approved

CHOICES

SPECTRUM CLASSIC

- Legs available in Gold, Nickel, Brushed Nickel or Metallic Black

CHOICES (BOTH MODELS)

- Two door styles, Arched or Radiant, available in Gold, Nickel, Brushed Nickel or Metallic Black (See below)
- Classic Trivet available in Gold, Nickel, Brushed Nickel or Metallic Black


OPTIONS

(BOTH MODELS)

- Temperature actuated 125 cfm variable speed blower
- Screen Door



Optional Screen Door



Gold



Nickel

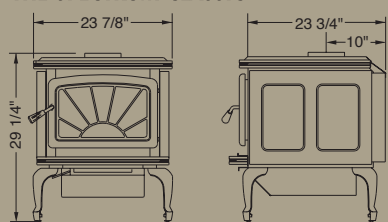


Brushed Nickel



Metallic Black

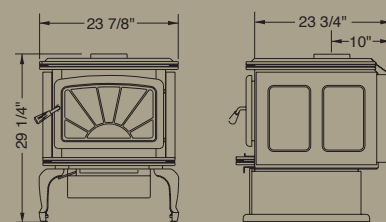
THE SPECTRUM CLASSIC



Wt. 315 lbs

Heating Capacity	2,000 sq.ft.	
HEAT OUTPUT	Cord Wood	72,000 BTU
	EPA Test Fuel	34,600 BTU
Efficiency	69.3%	
Emissions	3.4 gm/hr.	
Log Size	18 inches Max.	

THE SPECTRUM



Wt. 325 lbs