

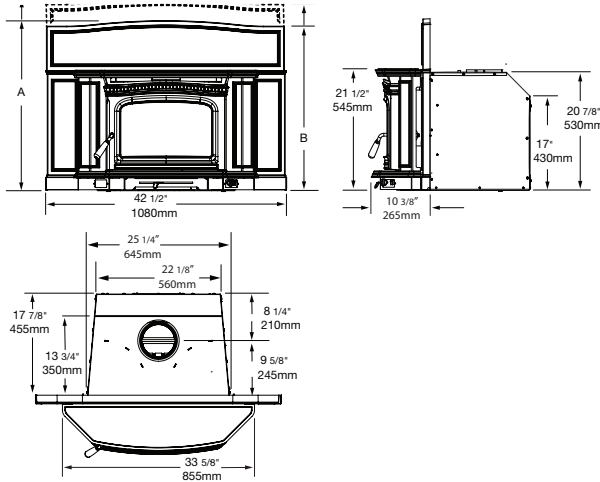


# ALDERLEA T5 INSERT LE

FOR MEDIUM TO LARGE SPACES



## UNIT DIMENSIONS



## SURROUND SIZE

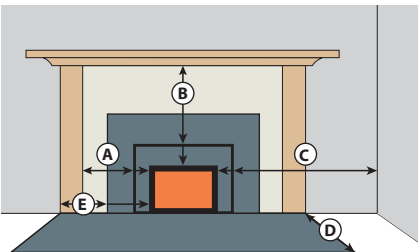
	Standard	Oversize
A	30 3/8"	34 1/8"
B	29 3/8"	33 1/8"

## TECHNICAL DATA

### 38,200 BTU EPA Test Fuel

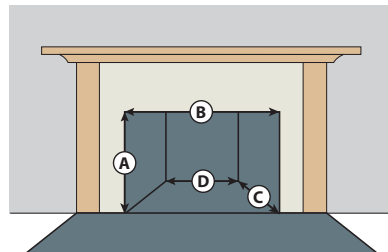
Efficiency (HHV)	71.3%
Emissions	1.8 gm/hr.
Log Size (recommended)	16 in.
Log Size (max)	18 in.
Firebox Size	2.1 cu.ft.
Glass Viewing Area	152 sq.in.
Weight	480 lbs..

## CLEARANCES TO COMBUSTABLES



A	6"
B	12"
C	10"
D (Canada)	18"
D (USA)	16"
E	8"

## MINIMUM FIREPLACE OPENING



A	21"
B	26"
C	18 3/8"
D	22 1/2"